

iBwave Wi-Fi[®] Solution

THE FASTEST WAY TO PLAN, DESIGN AND ENSURE CARRIER-GRADE WI-FI

When it comes to planning and designing indoor Wi-Fi networks, three of the largest challenges companies face are the time and money required to deploy networks, guaranteeing network quality to keep the end users satisfied, and ensuring simple maintenance and upgrades in the future.

iBwave Wi-Fi Suite is a fully integrated platform that solves all of these challenges by providing you with a powerful Wi-Fi network planning and design solution which significantly reduces deployment times, ensures carrier-grade Wi-Fi, and simplifies future maintenance and upgrade activities. With iBwave you also get access to iBwave's certification program to instill proficiency and best practices for your entire team.

**Accelerate surveys & designs
from the palm of your hand**



**Optimize network performance
& costs with automation**



**Expedite design approval with 3D KPI
validation & simple collaboration**




SYNCHRONIZE > QUERY > SHARE
all site information from a centralized location



**Easily access historical site
documentation & enrich each visit**



**Simplify network
KPI validation**

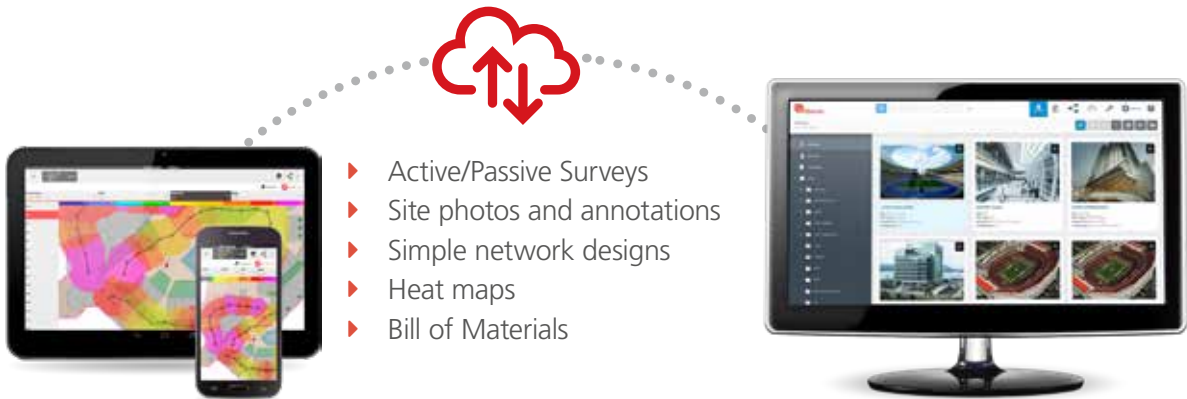


**Eliminate the risk and costs
of installation errors**



ACCELERATE SITE SURVEYS FROM THE PALM OF YOUR HAND

Save hours of time with the all-in-one survey app **iBwave Wi-Fi® Mobile**. Perform active or passive surveys, capture site images and annotations to geo-located push pins, and start the network design, assessing predicted performance with heatmaps. Save your entire project to **iBwave Unity** to seamlessly share with teammates or access it on your PC later.



OPTIMIZE NETWORK PERFORMANCE & COSTS WITH AUTOMATION

Ensure carrier-grade Wi-Fi and control your costs with intelligent network design automation in **iBwave Wi-Fi®** for PC. Design networks with powerful 3D predictive modeling with incline surfaces support, advanced capacity planning by zones, complete network design (AP placement, cable routing and automatic alignment, routers, controllers, etc.), smart antenna contouring for live signal strength predictions as you design, a complete BOM and cost details report, three different propagation models and prediction calibration to optimize the network design and minimize costly design errors.





EXPEDITE APPROVALS WITH 3D KPI VALIDATION & SIMPLE COLLABORATION

Simplify the design review process by providing your customers and project partners with our free read-only software, **iBwave Viewer**. Send them the design file to open in read-only and do a complete review of the network design and placement in their venue, all in very detailed 3D - making it easier to understand and sign-off on KPI compliance.



ELIMINATE THE RISK AND COSTS OF INSTALLATION ERRORS

Ensure prediction accuracy and eliminate costly post-installation errors and re-design efforts with **iBwave Wi-Fi®** 3D predictive modeling, an editable database of materials and components, and prediction calibration. Ensure the installation team has all the right documentation to install the network with detailed Annotations and Cabling Reports.


Cable Routing Report											
Project name:		Hotel WiFi Demo				Design company:					
Project creation date:		2/24/2016				Designer:					
ID	Cable from (Source side)			Cable to (Mobile side)			Type	Cable Info		Length (feet)	
	Part ID	Part conn	Floor	Part ID	Part conn	Floor		Model	Manufacturer	Est. +0%	Measured
CBL0	AP0	Ethernet	H-Floor 2	NET0	Slot_1	H-Floor 2	Twisted-pair	CAT-5	Generic	113.34	
CBL3	AP3	Ethernet	H-Floor 2	NET0	Slot_4	H-Floor 2	Twisted-pair	CAT-5	Generic	103.54	
CBL2	AP2	Ethernet	H-Floor 2	NET0	Slot_3	H-Floor 2	Twisted-pair	CAT-5	Generic	48.71	
CBL1	AP1	Ethernet	H-Floor 2	NET0	Slot_2	H-Floor 2	Twisted-pair	CAT-5	Generic	49.64	
CBL5	AP5	Ethernet	H-Floor 2	NET2	Slot_1	H-Floor 2	Twisted-pair	CAT-5	Generic	38.40	
CBL7	NET2	Slot_2	H-Floor 2	AP7	Ethernet	H-Floor 2	Twisted-pair	CAT-5	Generic	46.51	
CBL4	AP4	Ethernet	H-Floor 2	NET1	Slot_1	H-Floor 2	Twisted-pair	CAT-5	Generic	43.31	
CBL5	NET1	Slot_2	H-Floor 2	AP5	Ethernet	H-Floor 2	Twisted-pair	CAT-5	Generic	36.62	



SIMPLIFY NETWORK KPI VALIDATION

Once installed, take the **iBwave Wi-Fi® Mobile** app to the site to do a post-installation validation walk. Open the most recent version of the design file, validate performance with an active survey, and have all project documentation as reference as you walk the site (design, images, annotations, reports).

If any issues are found, tweak the design on-site and run heatmaps to assess potential performance.




EASILY ACCESS HISTORICAL SITE DOCUMENTATION & ENRICH EACH VISIT

With the **iBwave Cloud**, or the more advanced site-management cloud software **iBwave Unity**, all historical site and project information is stored in a centralized, secure server making it simple to access the information you need for future maintenance checks or upgrade projects using **iBwave Wi-Fi Mobile** or **iBwave Wi-Fi (PC)**.



Available from:



Softing SARL · 87, Rue du Général Leclerc · F - 94000 Créteil, France · info.france@softing.com · itnetworks.softing.com

©2018 Softing IT Networks GmbH.

In line with our policy of continuous improvement and function enhancement product specifications may be changed without prior notice. Errors and omissions excepted. All rights reserved. Softing and the Softing logo are trademarks of Softing AG. All other quoted trademarks, product and company names and logos are the sole property of their respective owners.

